

# Total University Sector Staff



## LEADERS (2017)

CURRENT PRESIDENTS/  
PROVOSTS



## ALL STAFF BY GENDER



SINCE THE ESTABLISHMENT OF THE FIRST IRISH UNIVERSITY CIRCA 425 YEARS AGO, THERE HAS NEVER BEEN A FEMALE PRESIDENT.

## GOVERNANCE AND MANAGEMENT STRUCTURES

Number who have achieved a minimum 40% representation of each gender on:

GOVERNING AUTHORITY/BODY  
(December 2016)

4 OUT OF 7



ACADEMIC COUNCIL  
(December 2016)

2 OUT OF 7



EXECUTIVE MANAGEMENT  
(December 2016)

0 OUT OF 7



## STAFF BREAKDOWN BY GENDER

Staff by  
Category  
of Post

(December 2016)

### ACADEMIC STAFF



### NON-ACADEMIC STAFF<sup>2</sup>



### ACADEMIC CORE-FUNDED STAFF

Staff by  
Discipline

(December 2016)



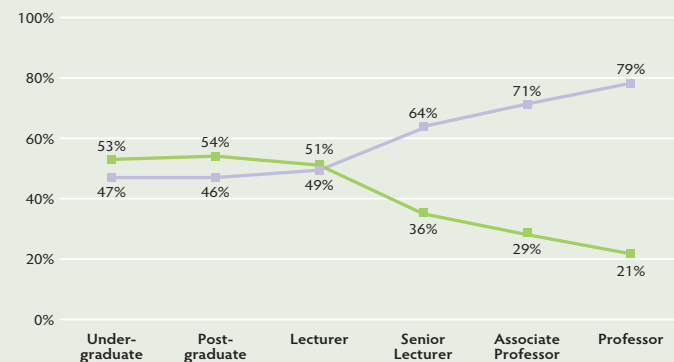
### NON-ACADEMIC CORE-FUNDED STAFF



## Academic Core-funded Staff by Grade

(3 year average, December 2014-2016)

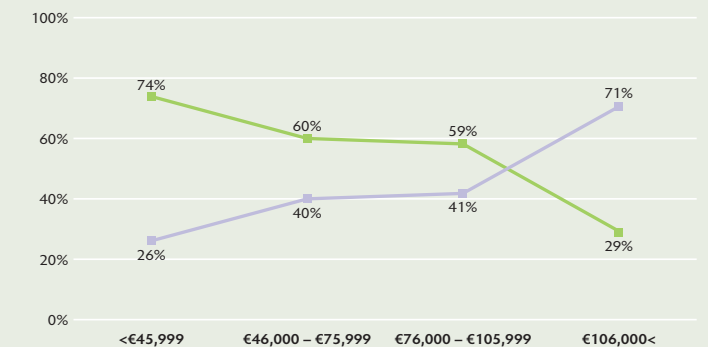
Female Male



## Non-Academic Core Grant-funded Staff by Pay Grade

(December 2016)

Female Male



Academic Core-funded Staff by Contract Type

(December 2016)

### FULL-TIME



### PART-TIME



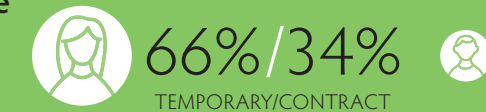
### HOURLY PAID



Non-Academic Core-funded Staff by Contract Type

(December 2016)

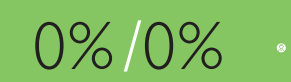
### FULL-TIME



### PART-TIME



### HOURLY PAID



<sup>1</sup> Posts funded from the core grant allocated to the universities, institutes of technology and other colleges by the HEA is voted by the Oireachtas under the OME C4 sub-head.

<sup>2</sup> This refers to administration/support staff.

<sup>3</sup> Non-core grant funded research and specialist posts. These may include posts funded from both Exchequer and Non-Exchequer resources.

<sup>4</sup> 'Other' includes any core funded posts which are not assigned to 'AHSSBL' or 'STEMM' faculties.

## ATHENA SWAN STATUS (2016)

|                                    | BRONZE | SILVER | GOLD |
|------------------------------------|--------|--------|------|
| Institutional Athena SWAN awardees | 5      | 0      | 0    |
| Departmental Athena SWAN awardees  | 6      | 0      | 0    |

# Total Colleges Sector Staff

## LEADERS (2017)

CURRENT PRESIDENTS/  
DIRECTORS



## ALL STAFF BY GENDER



## GOVERNANCE AND MANAGEMENT STRUCTURES

Number who have achieved a minimum 40% representation of each gender on:

GOVERNING AUTHORITY/BODY  
(December 2016)

2 OUT OF 3



ACADEMIC COUNCIL  
(December 2016)

2 OUT OF 3



EXECUTIVE MANAGEMENT  
(December 2016)

2 OUT OF 3



## STAFF BREAKDOWN BY GENDER

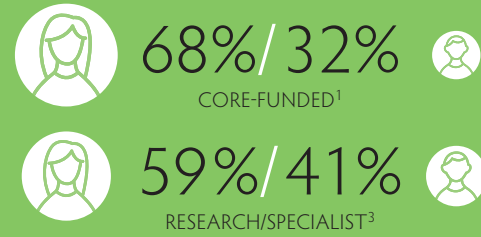
Staff by  
Category  
of Post

(December 2016)

### ACADEMIC STAFF



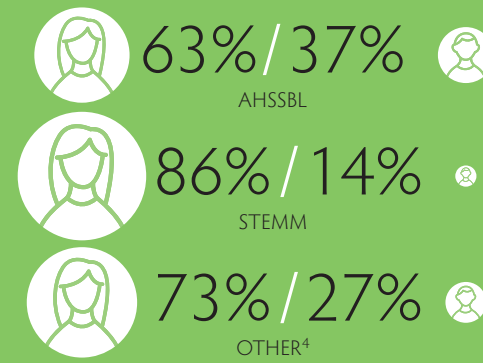
### NON-ACADEMIC STAFF<sup>2</sup>



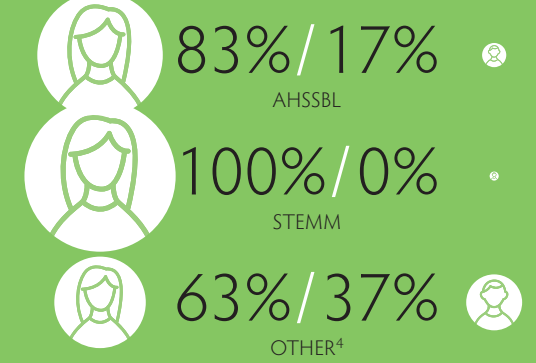
### ACADEMIC CORE-FUNDED STAFF

Staff by  
Discipline

(December 2016)



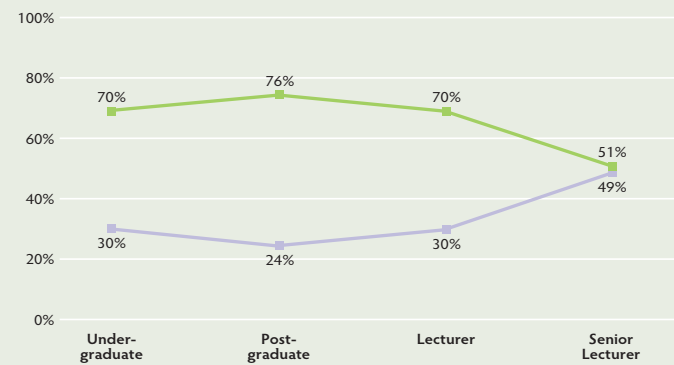
### NON-ACADEMIC CORE-FUNDED STAFF



## Academic Core-funded Staff by Grade

(3 year average, December 2014-2016)

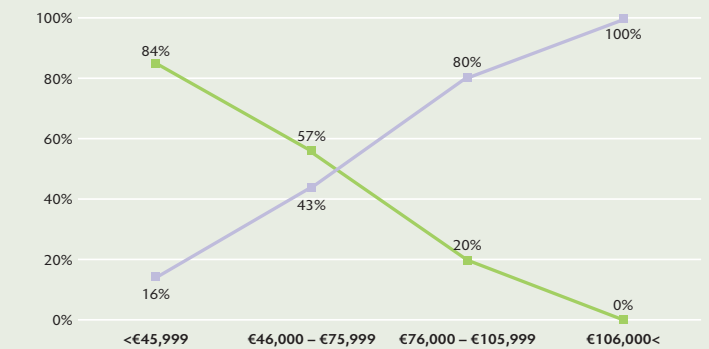
Female Male



## Non-Academic Core Grant-funded Staff by Pay Grade

(December 2016)

Female Male



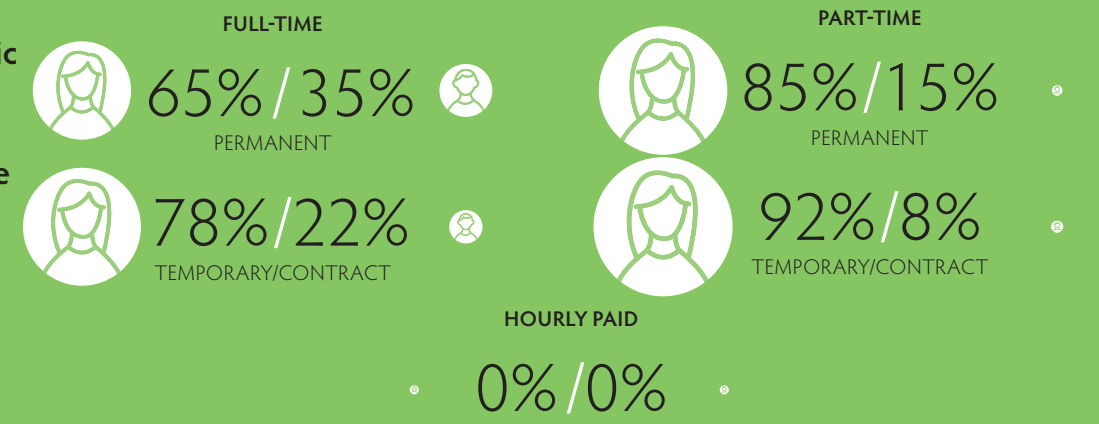
Academic  
Core-funded  
Staff by  
Contract Type

(December 2016)



Non-Academic  
Core-funded  
Staff by  
Contract Type

(December 2016)



<sup>1</sup> Posts funded from the core grant allocated to the universities, institutes of technology and other colleges by the HEA is voted by the Oireachtas under the OME C4 sub-head.

<sup>2</sup> This refers to administration/support staff.

<sup>3</sup> Non-core grant funded research and specialist posts. These may include posts funded from both Exchequer and Non-Exchequer resources.

<sup>4</sup> 'Other' includes any core funded posts which are not assigned to 'AHSSBL' or 'STEMM' faculties.

## ATHENA SWAN STATUS (2016)

|                                    | BRONZE | SILVER | GOLD |
|------------------------------------|--------|--------|------|
| Institutional Athena SWAN awardees | 0      | 0      | 0    |
| Departmental Athena SWAN awardees  | 0      | 0      | 0    |

# Total Institutes of Technology Sector Staff

## LEADERS (2017)

CURRENT PRESIDENTS



## ALL STAFF BY GENDER



## GOVERNANCE AND MANAGEMENT STRUCTURES

Number who have achieved a minimum 40% representation of each gender on:

GOVERNING AUTHORITY/BODY  
(December 2016)

10 OUT OF 14



ACADEMIC COUNCIL  
(December 2016)

6 OUT OF 14



EXECUTIVE MANAGEMENT  
(December 2016)

3 OUT OF 14



## STAFF BREAKDOWN BY GENDER

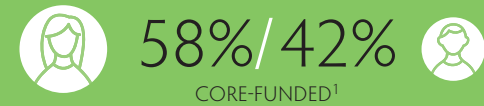
Staff by  
Category  
of Post

(December 2016)

### ACADEMIC STAFF



### NON-ACADEMIC STAFF<sup>2</sup>



### ACADEMIC CORE-FUNDED STAFF

Staff by  
Discipline

(December 2016)



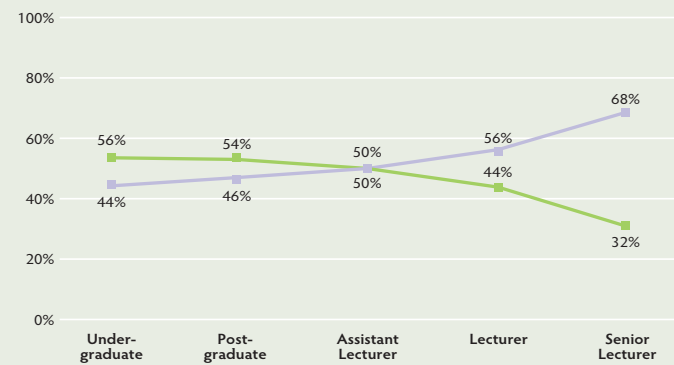
### NON-ACADEMIC CORE-FUNDED STAFF



## Academic Core-funded Staff by Grade

(3 year average, December 2014-2016)

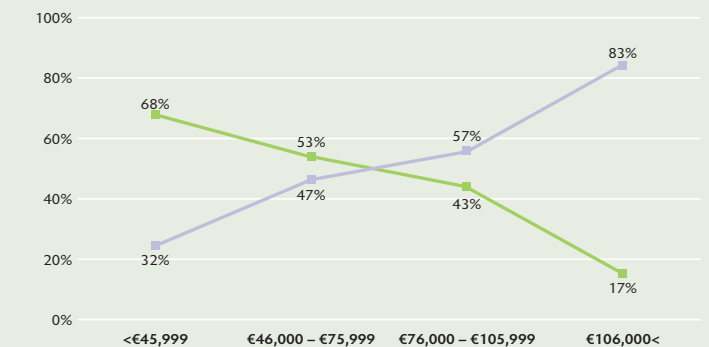
Female Male



## Non-Academic Core Grant-funded Staff by Pay Grade

(December 2016)

Female Male



Academic Core-funded Staff by Contract Type

(December 2016)

### FULL-TIME



### PART-TIME



### HOURLY PAID



Non-Academic Core-funded Staff by Contract Type

(December 2016)

### FULL-TIME



### PART-TIME



### HOURLY PAID



<sup>1</sup> Posts funded from the core grant allocated to the universities, institutes of technology and other colleges by the HEA is voted by the Oireachtas under the OME C4 sub-head.

<sup>2</sup> This refers to administration/support staff.

<sup>3</sup> Non-core grant funded research and specialist posts. These may include posts funded from both Exchequer and Non-Exchequer resources.

<sup>4</sup> 'Other' includes any core funded posts which are not assigned to 'AHSSBL' or 'STEMM' faculties.

## ATHENA SWAN STATUS (2016)

|                                    | BRONZE | SILVER | GOLD |
|------------------------------------|--------|--------|------|
| Institutional Athena SWAN awardees | 0      | 0      | 0    |
| Departmental Athena SWAN awardees  | 0      | 0      | 0    |